

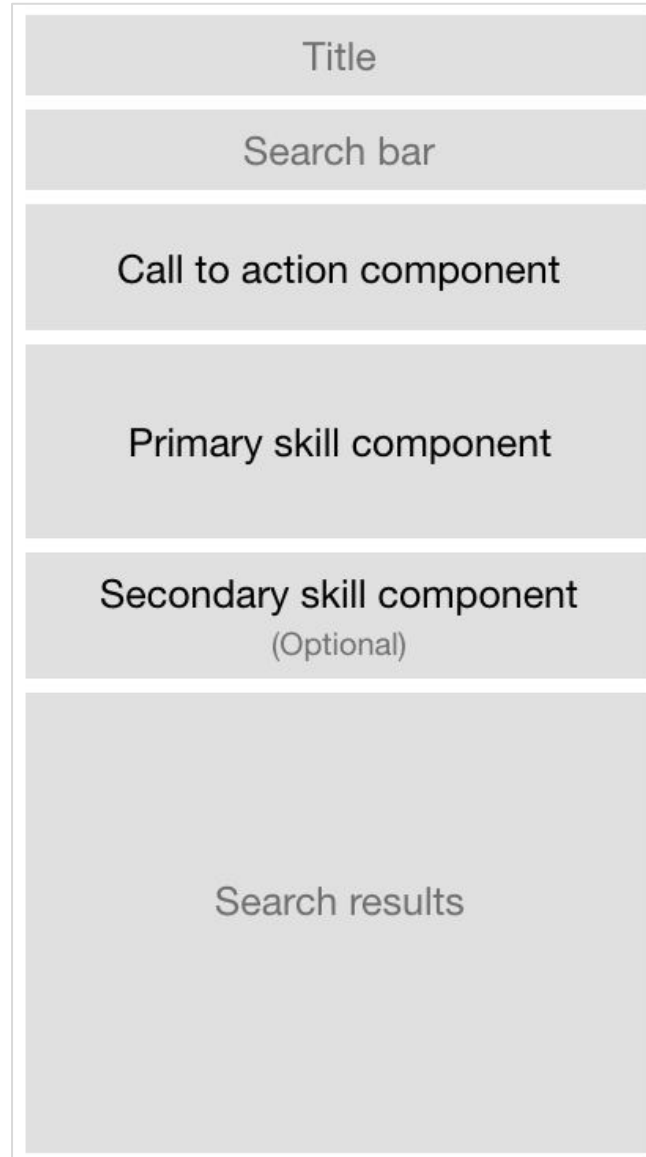
**FINDÖLÖGIC**  
stop searching – find!

# Li.S.A Style guide

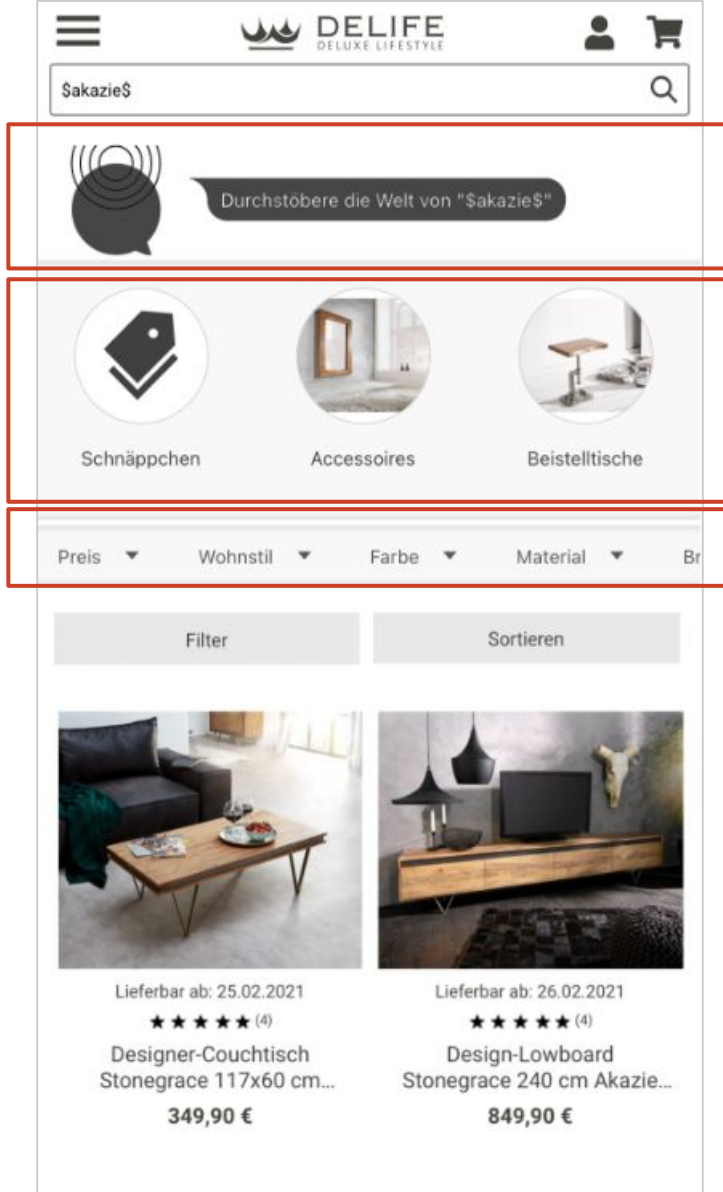
Visual representation of features in Li.S.A

1. **Layout**
2. **Components**
3. **Elements & icons**
4. **Colours**
5. **Fonts**

# Li.S.A Layout



# Li.S.A Layout



Call to action component

Primary skill component

Secondary skill component


# Call to action component

The search results of Li.S.A is displayed with a logo and a comment box to the users.




## Explore skill component

The explore skill is displayed to users as the below component.



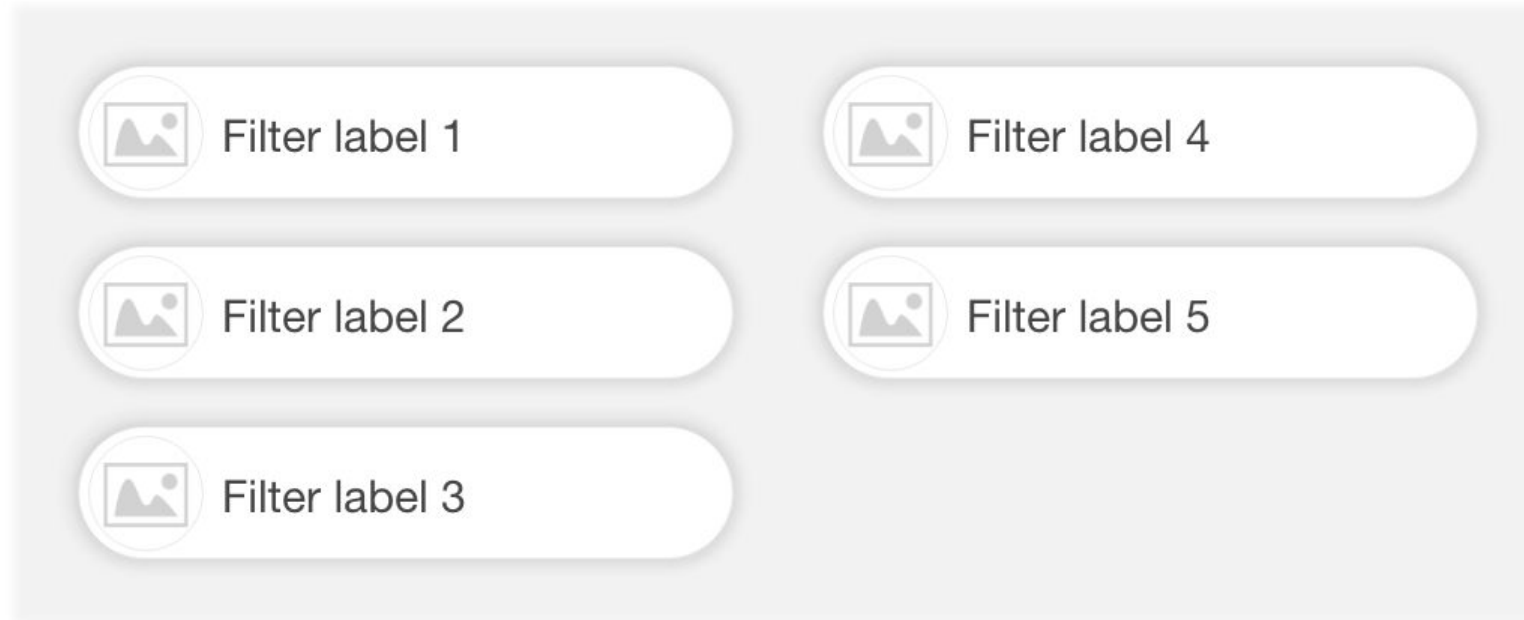
# Inspire skill component

The inspire skill is displayed to users as the below component.



# Refine skill component

The refine skill is displayed to users as the below component.





# Express guide skill component

The express guide skill is displayed to users as the below component.

Filter label 1 ▼    Filter label 2 ▲    Filter label 3 ▼

Checkbox label 1       Checkbox label 5

Checkbox label 2       Checkbox label 6

Checkbox label 3

Checkbox label 4

Close      Finish

# Li.S.A Explore skill

The explore skill is displayed as images and can be selected and deselected as desired by users.



*Unselected state*



*Selected state*

The inspire skill is displayed as images and can be selected and deselected as desired by users.

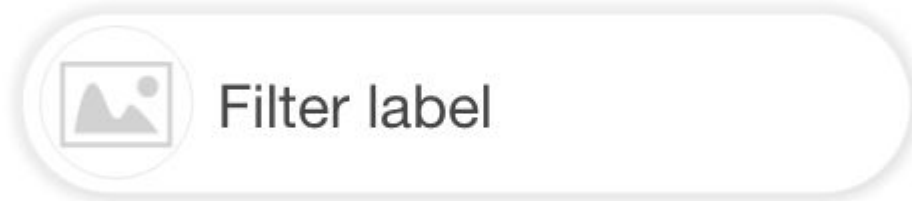


*Unselected state*



*Selected state*

The inspire skill is displayed as images and text. It can be selected and deselected as desired by users.



*Unselected state*



*Selected state*

In express guide, the text and colour filters are displayed under filters labels.

Filter label ▼

*Filter non-interactive*

Filter label ▲

*Interactive filter*

Filter label 1 ▼

*Selected filter*

Badges are used display the number of filters selected by the users.



*Badge icon*



*Badge icon in selected filter*

Text filters are displayed as checklist and can be selected and unselected by users.



*Checklist*

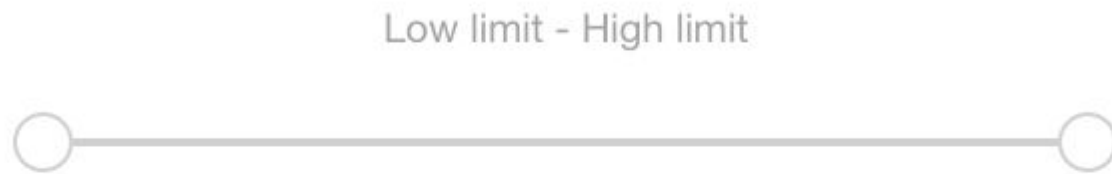


*Selected checklist*



*Disabled checklist*

Price, height and other number filters are represented in sliders.



*Slider filter*




*Selected slider filter*




# Colour filter

Colour filter is displayed as colour palette to users.

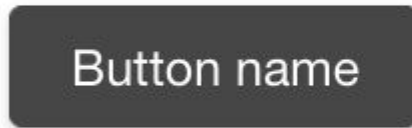


*Colour filter*



*Selected colour filter*

To activate and deactivate filters buttons are used.



*Primary button*



*Secondary button*



*Disabled button*

## Colour

The primary and secondary colours used in logo and filters is same as in the App/website. All the elements can be modified based on the colour theme of the App/website.

## Font

The font used in the filters and comments is the primary and secondary fonts used in the App/website.

THANK YŌU